

## Monthly Summary – August 2018

August 2018 saw **a decrease in the number of attacks: 206** (including 90 firebomb attacks), compared to 255 in July 2018.

**In Judea and Samaria, 64 attacks** were executed in August, as opposed to July's 70. **12 attacks** took place **in Jerusalem**, compared to 11 in the preceding month. **One attack** was executed **within the Green Line** in August, whereas none such attacks had taken place in July. Finally, **129 attacks originated from the Gaza Strip and the Sinai Peninsula** in August (including 34 firebomb attacks), down from 174 in July.

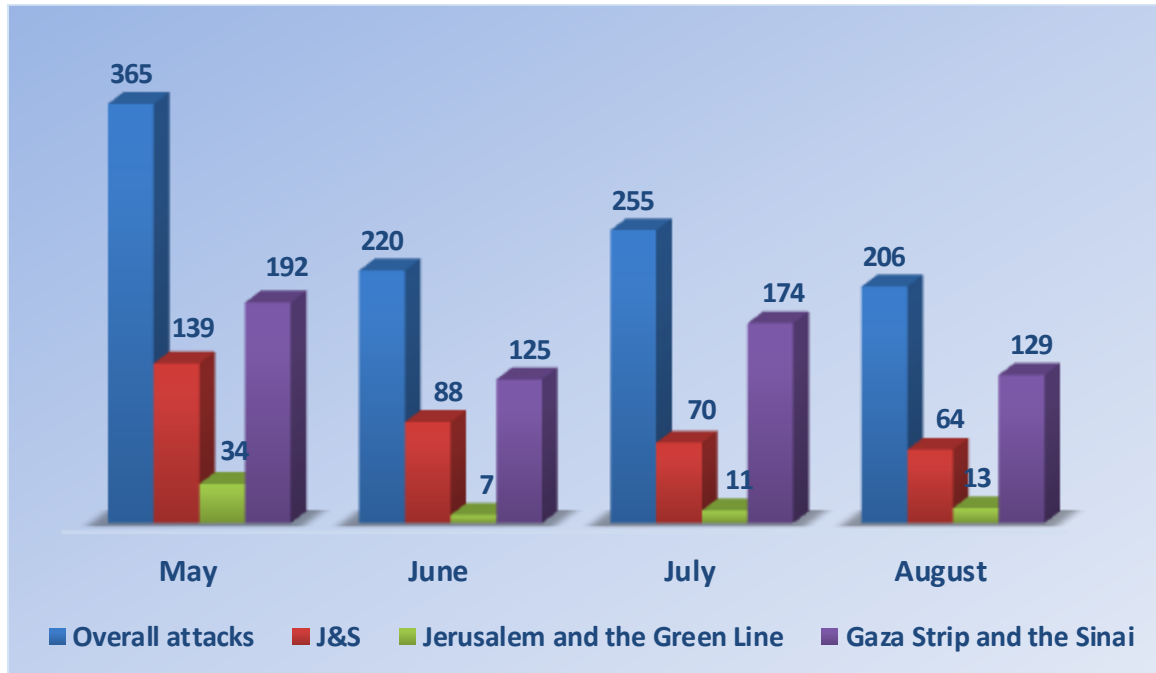
**Five people were injured** in terrorist attacks in August 2018.

Two civilians suffered injuries from rocket fire near Ashkelon on 8 August. One foreign national and one Israeli were injured by rocket fire in Ashkelon on 9 August. One member of the security forces was slightly injured in a firebombing near Jerusalem on 6 August.

### Data on Terrorist Attacks in August 2018

**The distribution of terrorist attacks by region in August 2018 was as follows:** 129 attacks from the Gaza Strip and the Sinai Peninsula (174 in July); 64 attacks in Judea and Samaria (70 in July); 12 attacks in Jerusalem (11 in July); and one within the Green Line (none in July).

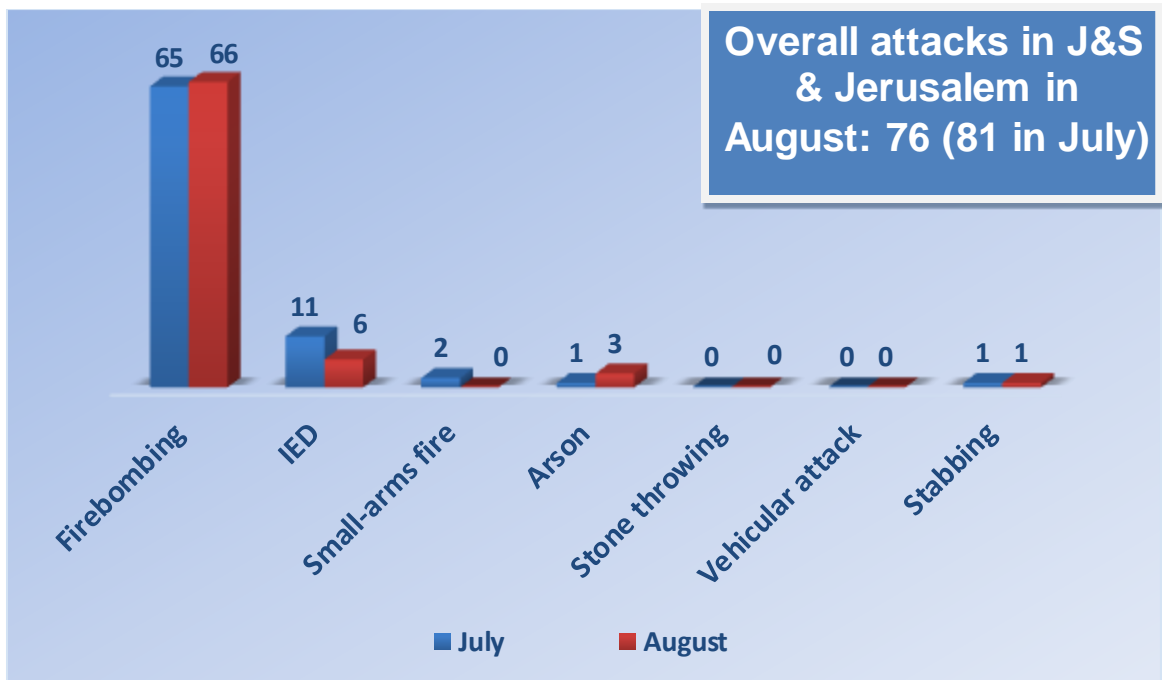
**Distribution of Attacks in August 2018,**  
**Compared to Preceding Months:**



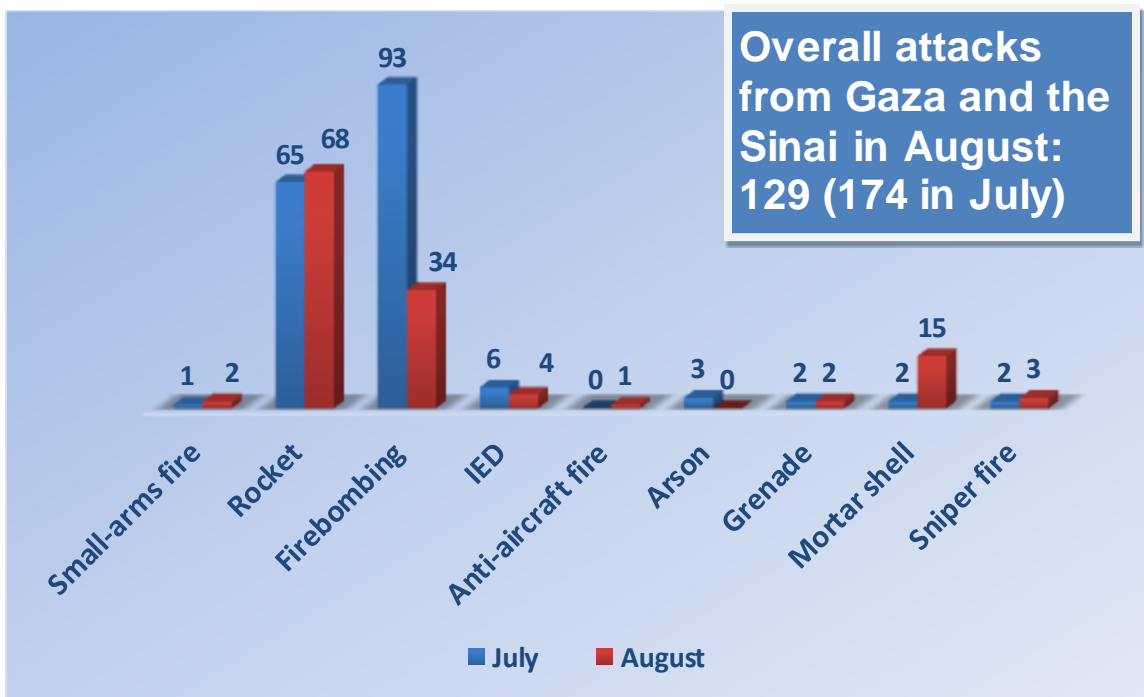
**Distribution of Terrorist Attacks in August 2018**  
**by Region and Type of Attack**

**In Jerusalem and J&S – 76 attacks:** six IEDs (including improvised grenades and pipe bombs); 66 firebomb attacks (eleven of them in Jerusalem); one stabbing; and three arsons.

**Attacks in J&S and Jerusalem in August 2018,  
compared to July 2018**



**Attacks from the Gaza Strip and the Sinai Peninsula  
in August 2018, compared to July 2018**



# High-trajectory Fire from the Gaza Strip and the Sinai Peninsula

In August 2018, 83 rocket-launching\* attacks (with 212 launches) were directed from the Gaza Strip at Israel. 67 such attacks (with 118 launches) had taken place in July.

**\*Clarification:** The number of launchings is the number of rockets/mortar shells actually launched during one high-trajectory fire attack. For example: one attack may consist of three launches, that is, three rockets / mortar shells, and so it will be counted as one attack and three launches.

## Attacks Using Rockets and Mortar Shells in August 2018, Compared to Preceding Months

