

## Monthly Summary – March 2016

March 2016 saw a continued decrease in the number of attacks: 123 (92 in the form of firebombs), as opposed to 155 in February.

The decrease was evident in most regions: 81 attacks occurred in Judea and Samaria, compared to February's 107; 36 attacks took place in Jerusalem (42 in February); and 2 attacks took place within the Green Line, compared to 4 in February. However, the number of attacks originating in the Gaza Strip increased: 4, compared to February's 2.

March's terrorist attacks killed one foreign national (in a stabbing attack in Jaffa on 8 March) and injured 26, 9 of which were injured in the abovementioned stabbing attack.

Among the non-fatal casualties, 13 civilians and 13 security forces personnel were wounded:

- 17 in stabbing attacks: 10 within the Green Line (9 in Jaffa, 1 in Petah Tikva), 1 in Jerusalem, and 7 in Judea and Samaria;
- 6 in shooting attacks (1 civilian in Jerusalem and 5 security forces personnel in Judea and Samaria);
- 2 security forces personnel in run-over attacks in Judea.
- One civilian in an attempted assault in Samaria.

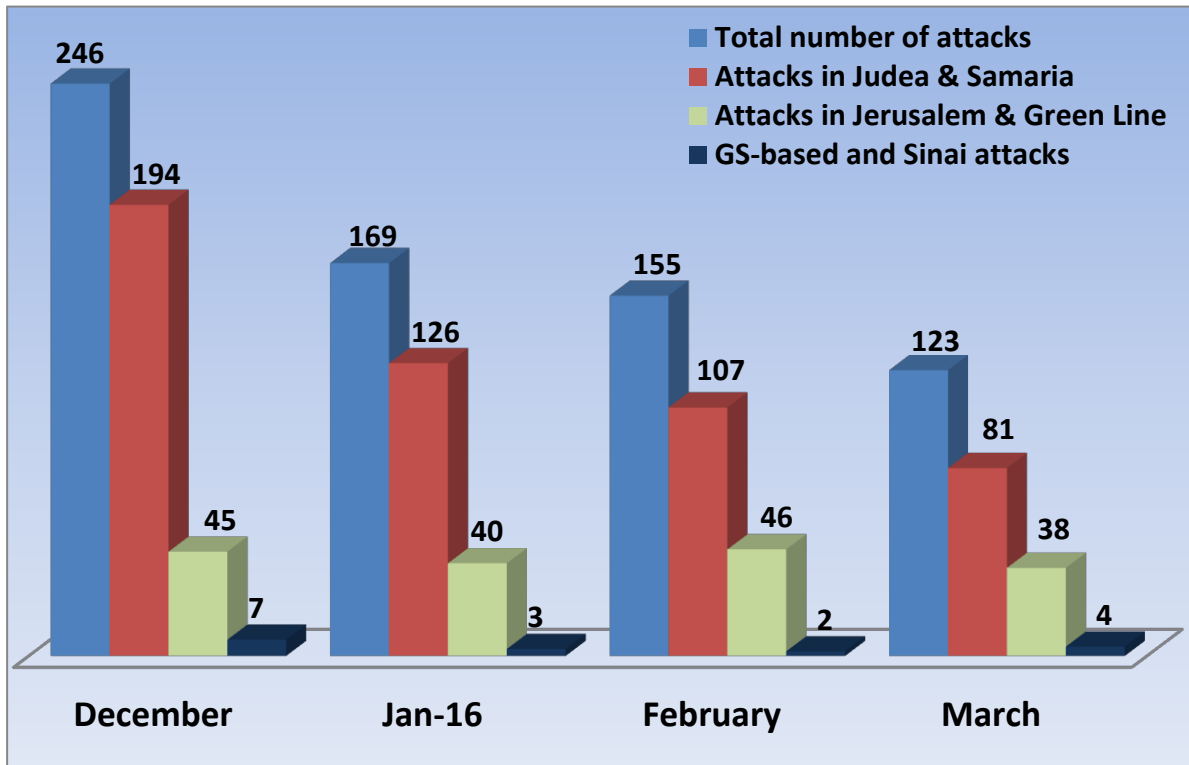
**No Jewish terrorist attacks were perpetrated in March.**

### Data regarding terror attacks in March 2016

Following is a regional distribution of attacks: 4 attack from the Gaza Strip, (2 in February); 81 attacks in the Judea and Samaria (107 in Feb.); 36 attacks in Jerusalem (42 in Feb.); 2 within the "Green Line" (4 in Feb.).

**Jerusalem and the Judea and Samaria area:** Most attacks executed in March 92 out of 117 **were in the form of firebombs** (February: 116 out of 149).

Below is a diagram showing the distribution of attacks compared to previous months:



**Distribution of attacks according to regions and pattern profile:**

Following is a distribution of attacks in March 2016 according to regions:

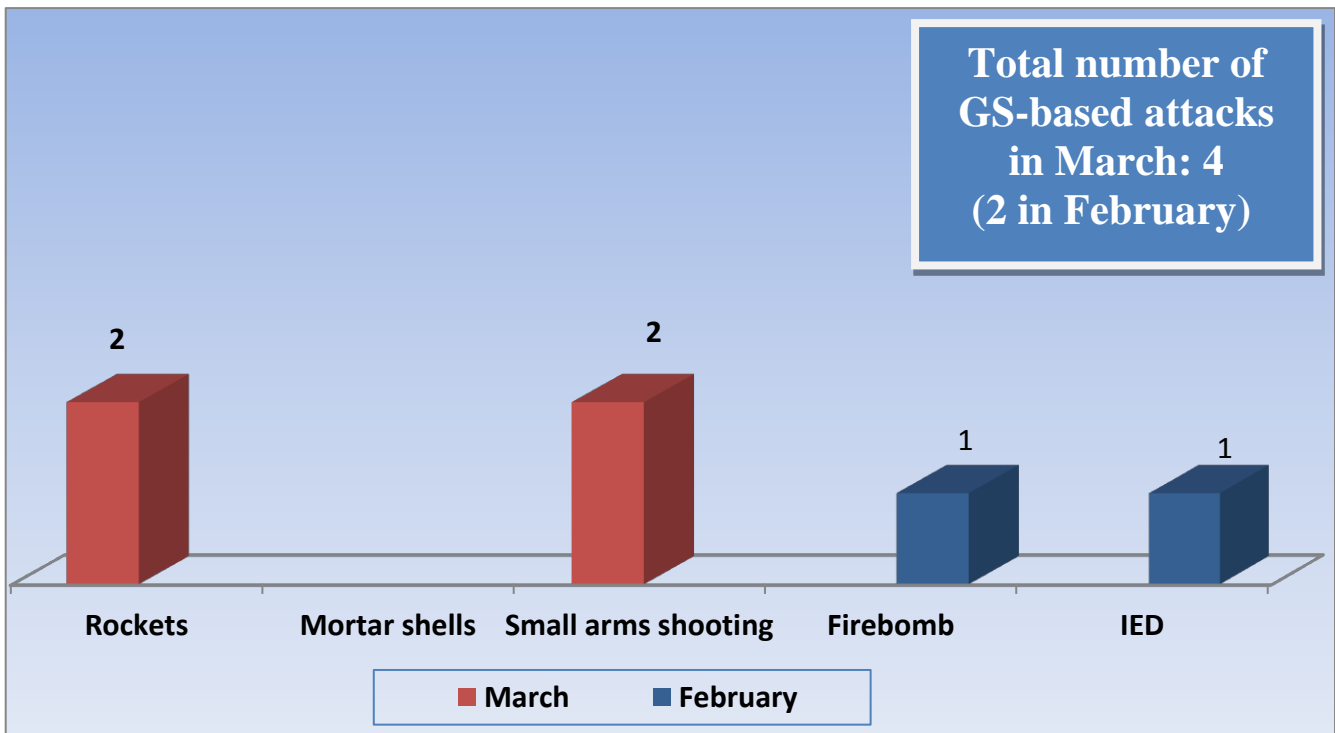
**The Gaza Strip** – 4 attacks: 2 rocket launchings; 2 small arms shooting.

**Judea, Samaria and Jerusalem** – 117 attacks: 6 small arms shooting (2 in Jerusalem); 9 IED (including pipe bombs and improvised grenade); 6 stabbing (1 in Jerusalem); 2 run-over; 1 attempted assault; 92 firebombs (33 in Jerusalem).

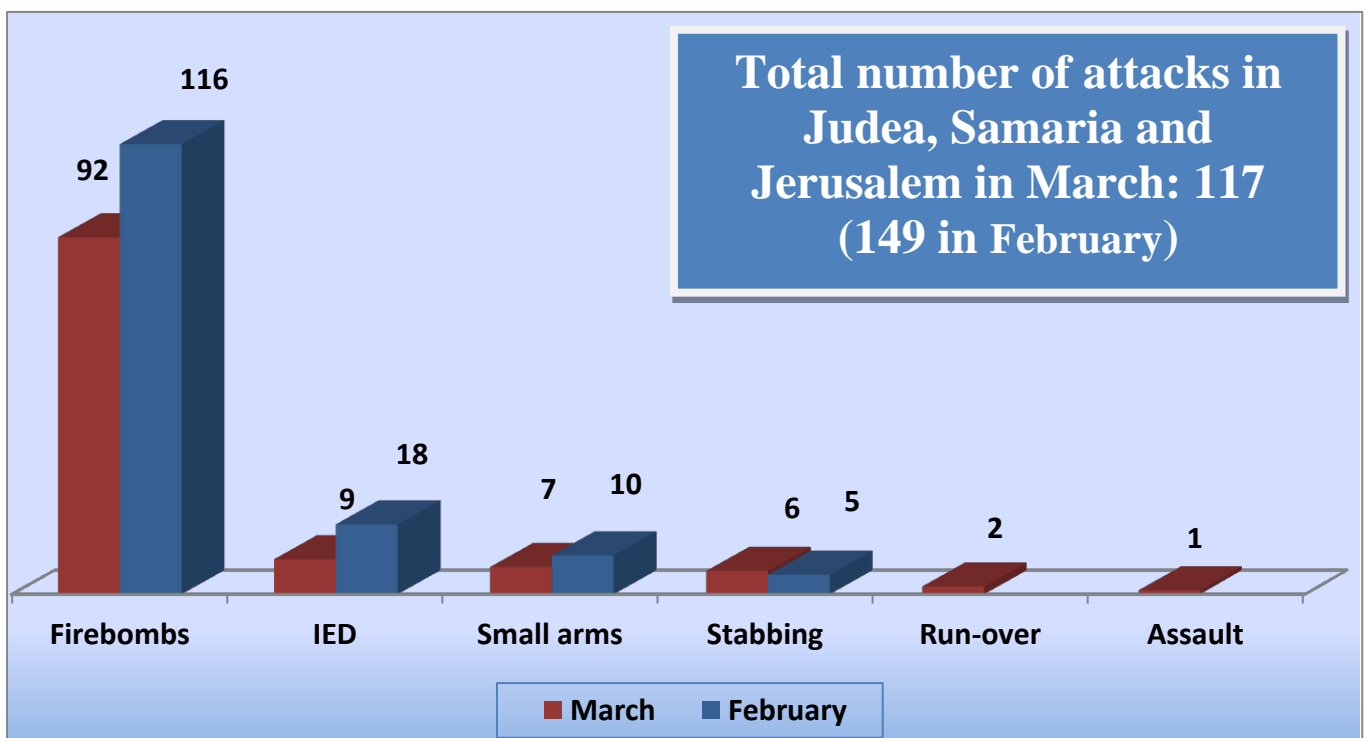
**The "Green Line"** – 2 stabbing attacks (in Jaffa and Petah Tikva).

Below is a diagram showing distribution of attacks according to regions:

Attacks from the Gaza Strip in March 2016 compared to February



Attacks in Judea, Samaria and Jerusalem in March 2016 compared to February

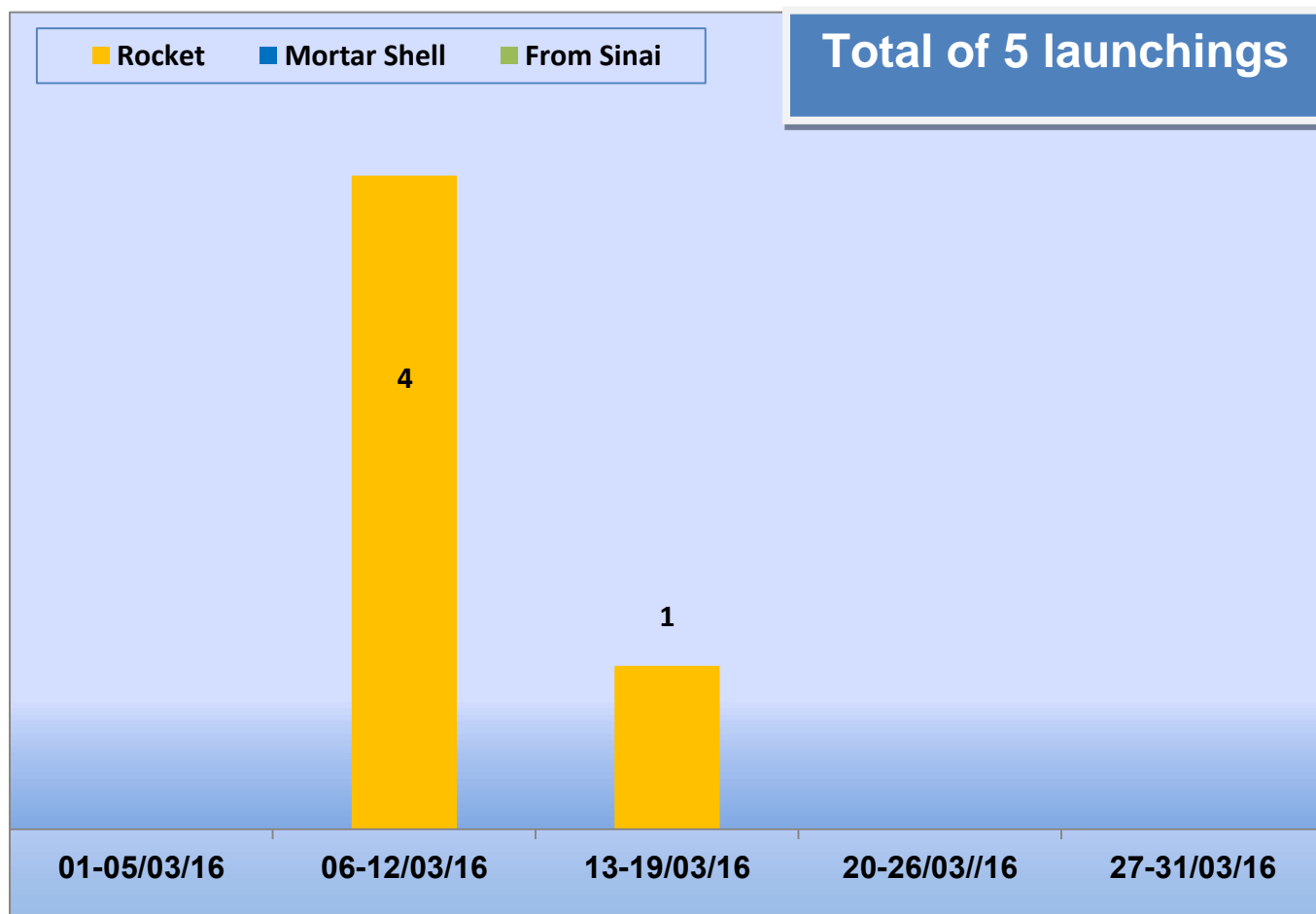


## High-trajectory launchings from Gaza Strip and Sinai

Throughout March 2016 5 rockets were launched\*\* from the Gaza Strip towards Israel (within 2 attacks), as opposed to none in February.

**\*\*Clarification:** The number of launchings is the number of rockets/mortar shells actually launched during one high-trajectory fire attack. For example: one attack may include a salvo of three launchings, that is, three rockets/ mortar shells, and so it will be counted as one attack and three launchings.

### Rocket and mortar shell launchings\*\* throughout March 2016 in a weekly profile



Rocket and mortar shell launchings\*\* compared to previous months

