

## Monthly Summary – June 2016

The number of attacks in June 2016 **was similar to that of May: 103** (86 of which were firebomb attacks), compared to 101.

**A decrease in the number of attacks was evident in the Gaza Strip:** one attack originated there in June, as opposed to 16 in May. **The other regions, however, saw an increase in the number of attacks** in June compared to the preceding month: **71 attacks in Judea and Samaria** (67 in May); **29 attacks in Jerusalem** (17 in May), and **two attacks within the Green Line** (one in May).

**Five Israelis were killed and 21 injured** in June's terror attacks. Most of the fatalities were registered during the **shooting in Tel Aviv on 8 June** that left four dead and 15 wounded. **An Israeli teenager was stabbed to death** on 30 June in Qiryat Arba, Hebron, and **another civilian was moderately injured**.

Other injuries: 2 civilians in a **vehicle ramming attack** near Qiryat Arba (24 June); a member of the security forces in a **firebomb attack** in Isawiya, northern Jerusalem, (29 June); 2 civilians in a **stabbing attack in Netanya** on 30 June.

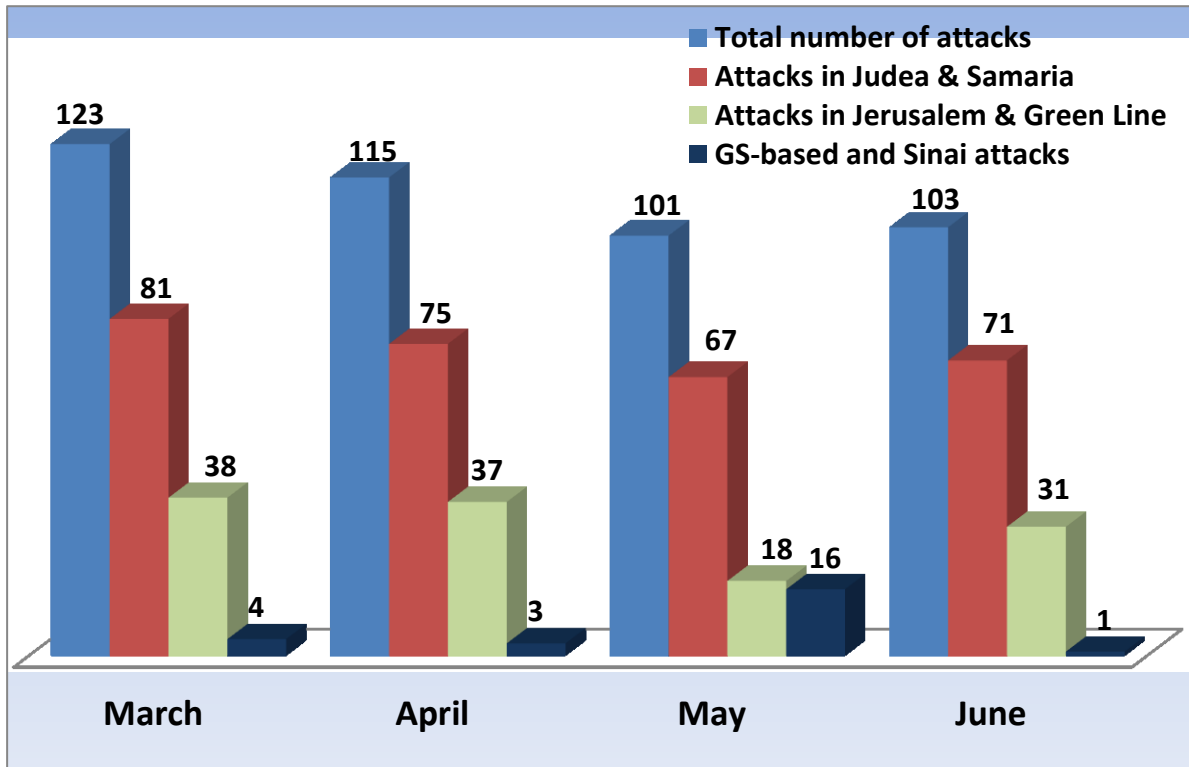
**Jewish terror attacks: two vehicles were set on fire** on 10 June in Yafa An-Naseriyye, Nazareth. Three other vehicles were covered in graffiti with the slogans "Price tag", "We'll kill you", and "Revenge".

### Data regarding terror attacks in June 2016

Following is a regional distribution of attacks: 1 attack from the Gaza Strip, (16 in May); 71 attacks in the Judea and Samaria (67 in May); 29 attacks in Jerusalem (17 in May); 2 within the "Green Line" (1 in May).

**Jerusalem and the Judea and Samaria area:** Most attacks executed in June 86 out of 100 **were in the form of firebombs** (May: 65 out of 84).

**Below is a diagram showing the distribution of attacks compared to previous months:**



### Distribution of attacks according to regions and pattern profile:

Following is a distribution of attacks in June 2016 according to regions:

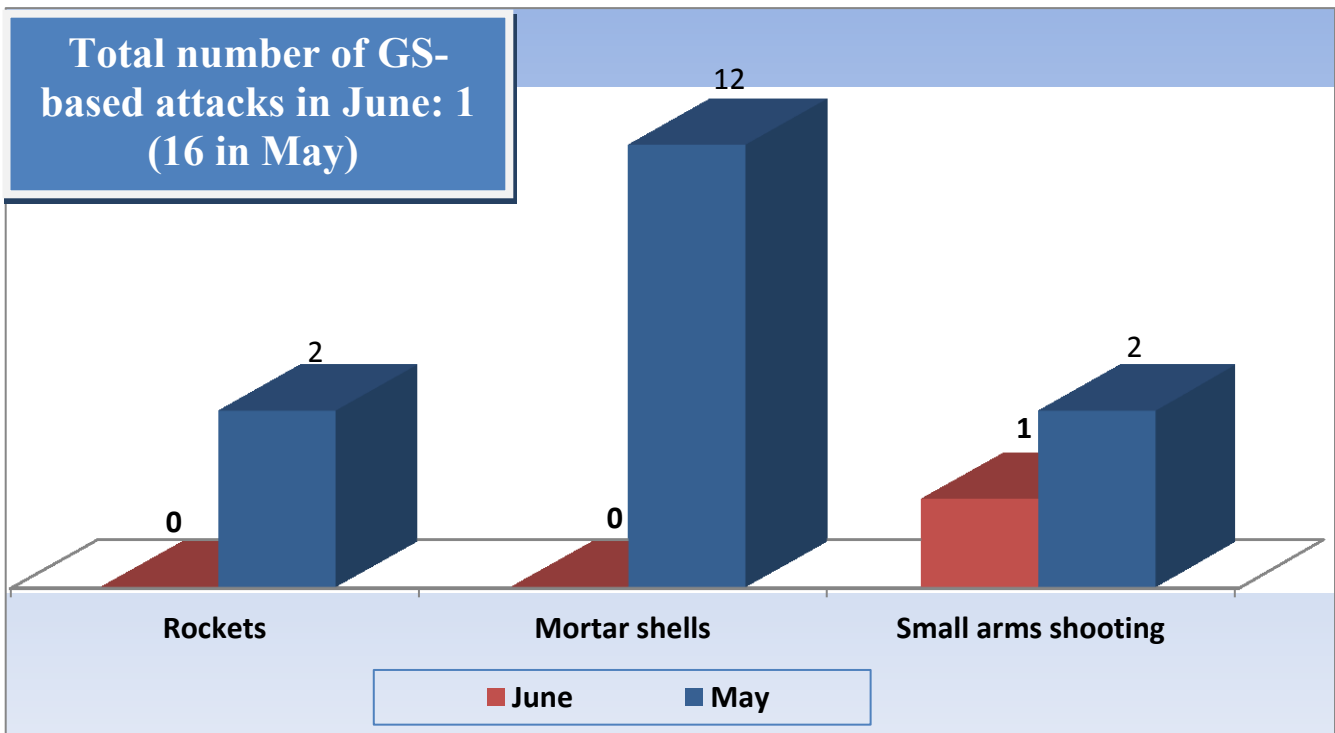
**The Gaza Strip** – one attack: small arms shooting.

**Judea, Samaria and Jerusalem** – 100 attacks: 10 IED (including pipe bombs and improvised grenade); 2 small arms shooting; 1 stabbing; 1 run over; 86 firebombs (29 in Jerusalem).

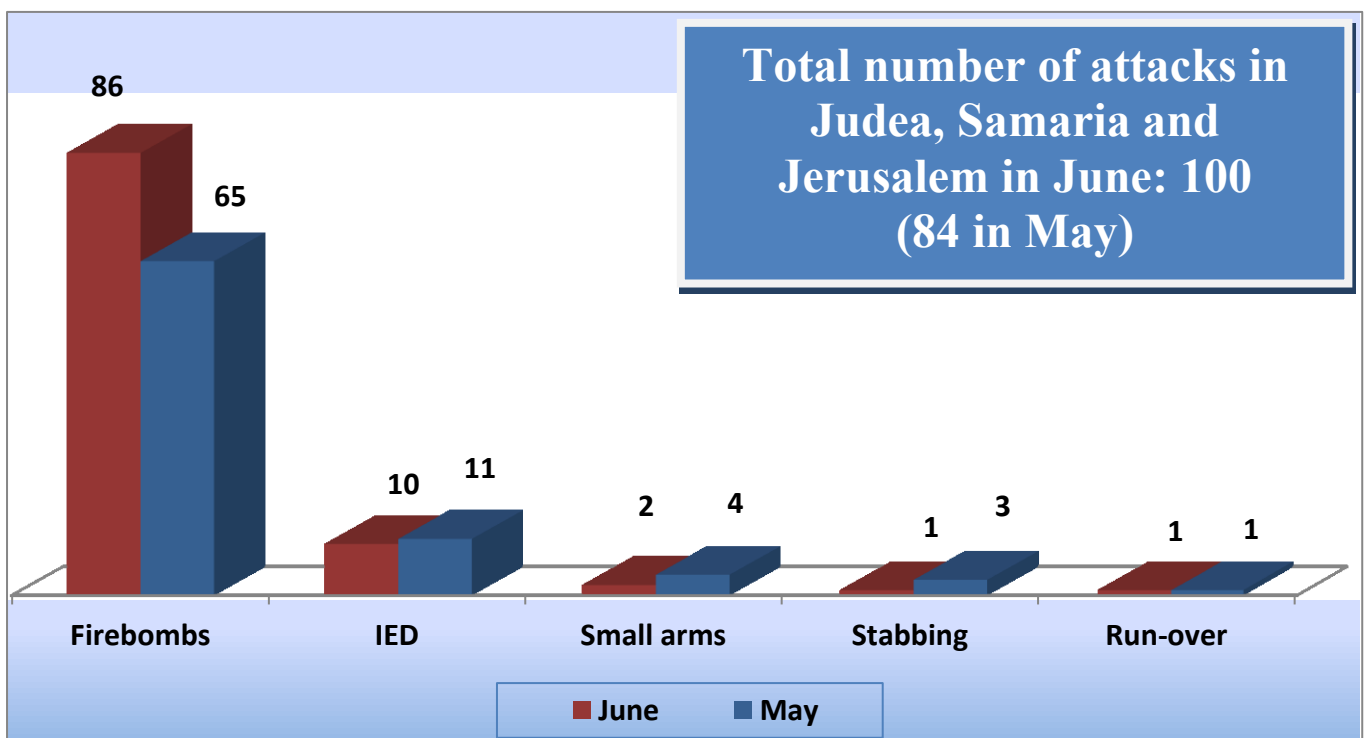
**The "Green Line"** – 2 attacks: shooting attack in Tel Aviv; stabbing attack in Netanya.

Below is a diagram showing distribution of attacks according to regions:

Attacks from the Gaza Strip in June 2016 compared to May



Attacks in Judea, Samaria and Jerusalem in June 2016 compared to May



## High-trajectory launchings from Gaza Strip and Sinai

Throughout June 2016 no rockets or mortar shells were launched\*\* from the Gaza Strip towards Israel, as opposed to May in which three rockets were launched\*\* (within 2 attacks) and 19 mortar shells (within 12 attacks).

**\*\*Clarification:** The number of launchings is the number of rockets/mortar shells actually launched during one high-trajectory fire attack. For example: one attack may include a salvo of three launchings, that is, three rockets/ mortar shells, and so it will be counted as one attack and three launchings.

## Rocket and mortar shell launchings\*\* compared to previous months

