

Monthly Summary – February 2016

February 2016 saw a continued decrease in the number of attacks: **155** (including 117 Molotov cocktails), as opposed to 169 in January.

The decrease was manifest mostly in Judea and Samaria: 107 attacks, compared to January's 126. 42 attacks took place in Jerusalem, as opposed to 39 in January. 4 attacks took place within the Green Line, compared to one in January. The number of attacks originating in the Gaza Strip: 2, compared to January's 3.

3 Israelis were killed and 11 injured in February's terrorist attacks – one border police officer was killed in a **shooting attack** in the Old City on 3 February, another officer was injured in the attack; one civilian was killed in a **stabbing attack** in the Sha'ar Binyamin industrial zone on 18 February, another civilian was injured; and one soldier was killed in a **stabbing attack** in Alon Shvut/Judea on 24 February.

Among the **non-fatal casualties**, 8 civilians and 3 security forces personnel were wounded, 10 of them in stabbing attacks: 4 within the Green Line – 2 in Ramla (on 4 and 8 February), one in Rahat (on 6 February), and one in Ashkelon (on 7 February); 2 in Judea – in Neve Daniel (on 9 February), and in Ma'ale Adumim (on 26 February); and 3 in the Old City of Jerusalem (on 19 February).

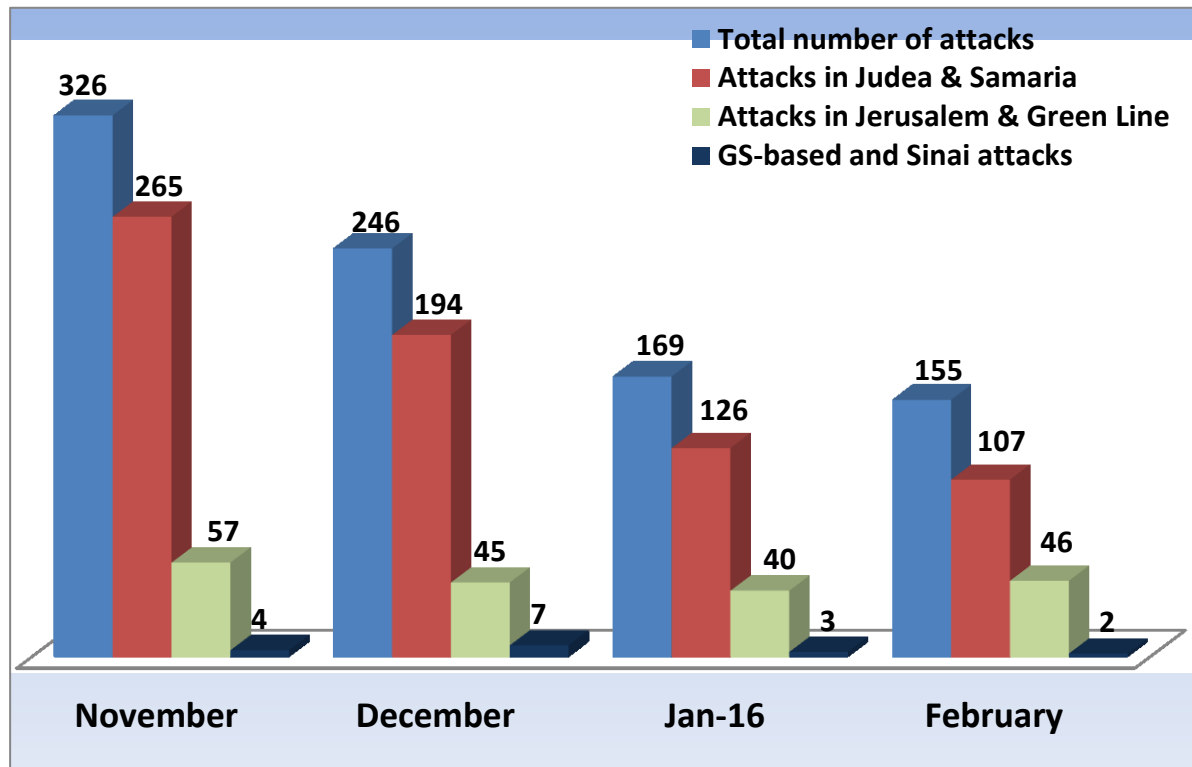
Jewish terrorism – on 10 February, an axe was hurled at a Palestinian vehicle near Karnei Shomron/Samaria, there were no casualties.

Data regarding terror attacks in February 2016

Following is a regional distribution of attacks: 2 attack from the Gaza Strip, (3 in January); 107 attacks in the Judea and Samaria (126 in January); 42 attacks in Jerusalem (39 in January); 4 within the "**Green Line**" (1 in January).

Jerusalem and the Judea and Samaria area: Most attacks executed in February 116 out of 149 **were in the form of firebombs** (January: 136 out of 165).

Below is a diagram showing the distribution of attacks compared to previous months:



Distribution of attacks according to regions and pattern profile:

Following is a distribution of attacks in February 2016 according to regions:

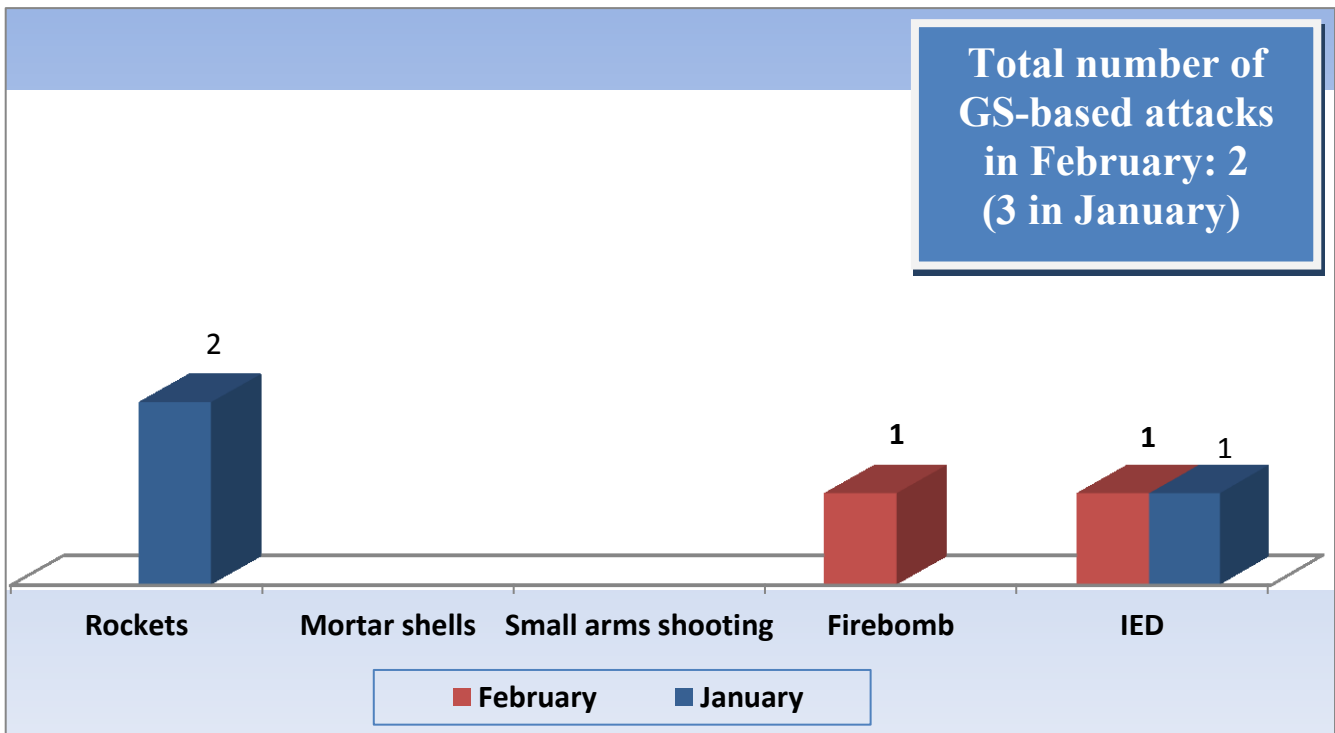
The Gaza Strip – 2 attacks: 1 IED; 1 firebomb.

Judea, Samaria and Jerusalem – 149 attacks: 10 small arms shooting (2 in Jerusalem); 18 IED (including pipe bombs and improvised grenade); 5 stabbing (1 in Jerusalem); 116 firebombs (39 in Jerusalem).

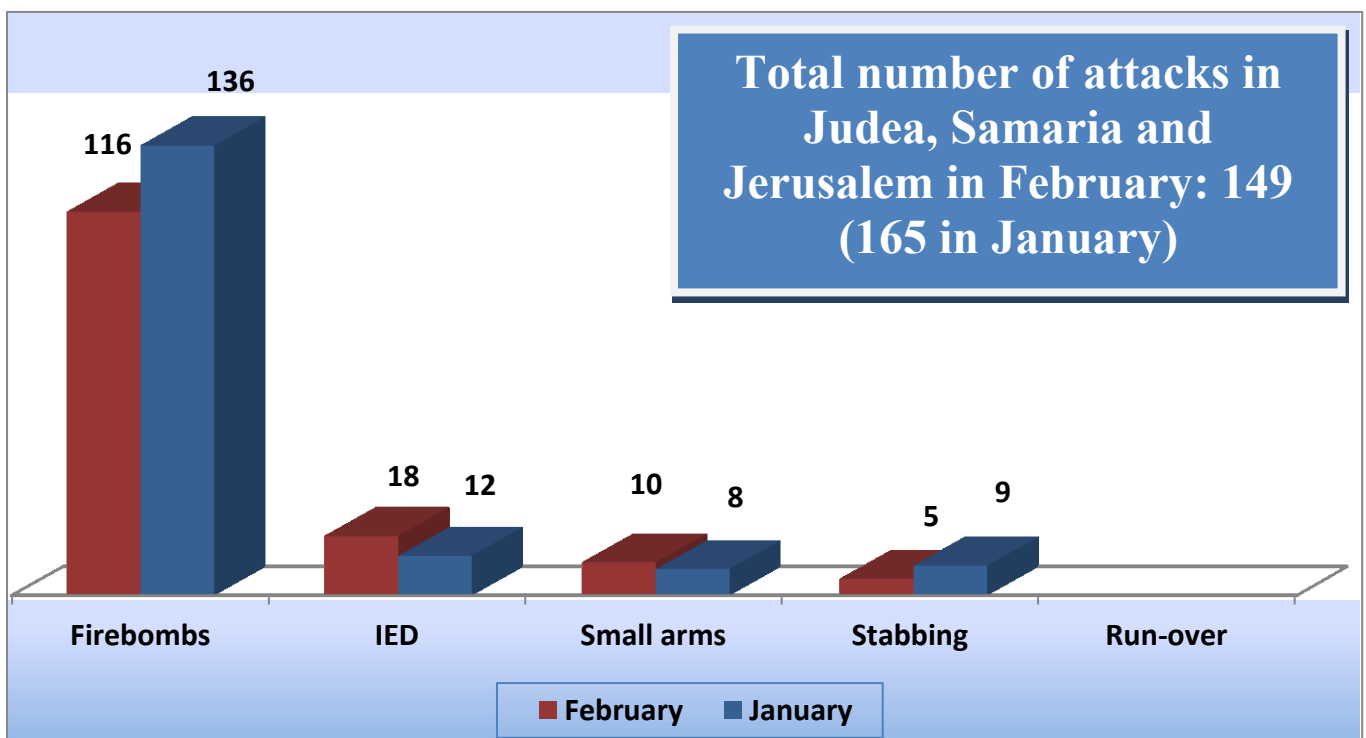
The "Green Line" – 4 attacks: stabbing (in Ramla (2) Rahat and Ashkelon).

Below is a diagram showing distribution of attacks according to regions:

Attacks from the Gaza Strip in February 2016 compared to January



Attacks in Judea, Samaria and Jerusalem in February 2016 compared to January



High-trajectory launchings from Gaza Strip and Sinai

Throughout February 2016 no rockets or mortar shells were launched** from the Gaza Strip towards Israel, as opposed to 7 rockets in January (within 2 attacks).

****Clarification:** The number of launchings is the number of rockets/mortar shells actually launched during one high-trajectory fire attack. For example: one attack may include a salvo of three launchings, that is, three rockets/ mortar shells, and so it will be counted as one attack and three launchings.

Rocket and mortar shell launchings** compared to previous months

