



## Monthly Summary – May 2013

May 2013 saw a **decline** in the number of terror attacks: **124 attacks** as opposed to 139 in April.

The main decline is noted in the number of attacks originating in the **Gaza Strip**: 3 as opposed to 12 in April.

There is also a **decline in the number of attacks in Judea and Samaria**: 83 as opposed to 90 in April. **Jerusalem**, however, saw a **slight increase** in the number of attacks: 38 as opposed to 36 in April.

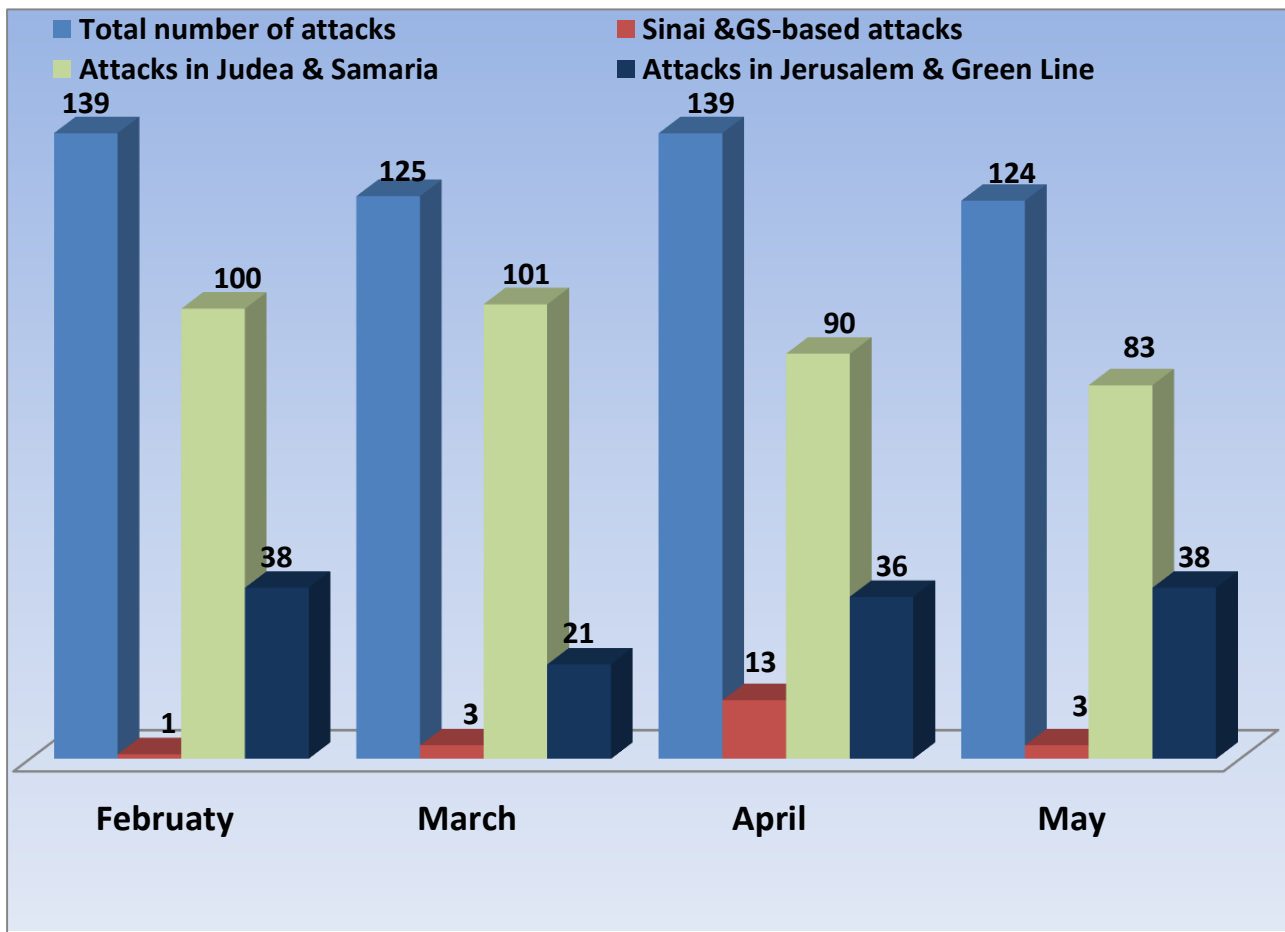
**Four Israelis were injured** this month, all of whom were security personnel on their way (May 15) to Beit Awwa / Hebron in a jeep. They were attacked with a firebomb which caused the jeep to catch fire and roll over.

### Data regarding terror attacks in May 2013

Following is a regional distribution of attacks: 3 attack from the Gaza Strip (12 in April); 83 attacks in the Judea and Samaria (90 in April); 38 attacks in Jerusalem (36 in April).

Jerusalem and the Judea and Samaria area: Most attacks executed in April (102 out of 121) **were in the form of firebombs** (April: 99 out of 126).

Below is a diagram showing the distribution of attacks compared to previous months:



### Distribution of attacks according to regions and pattern profile:

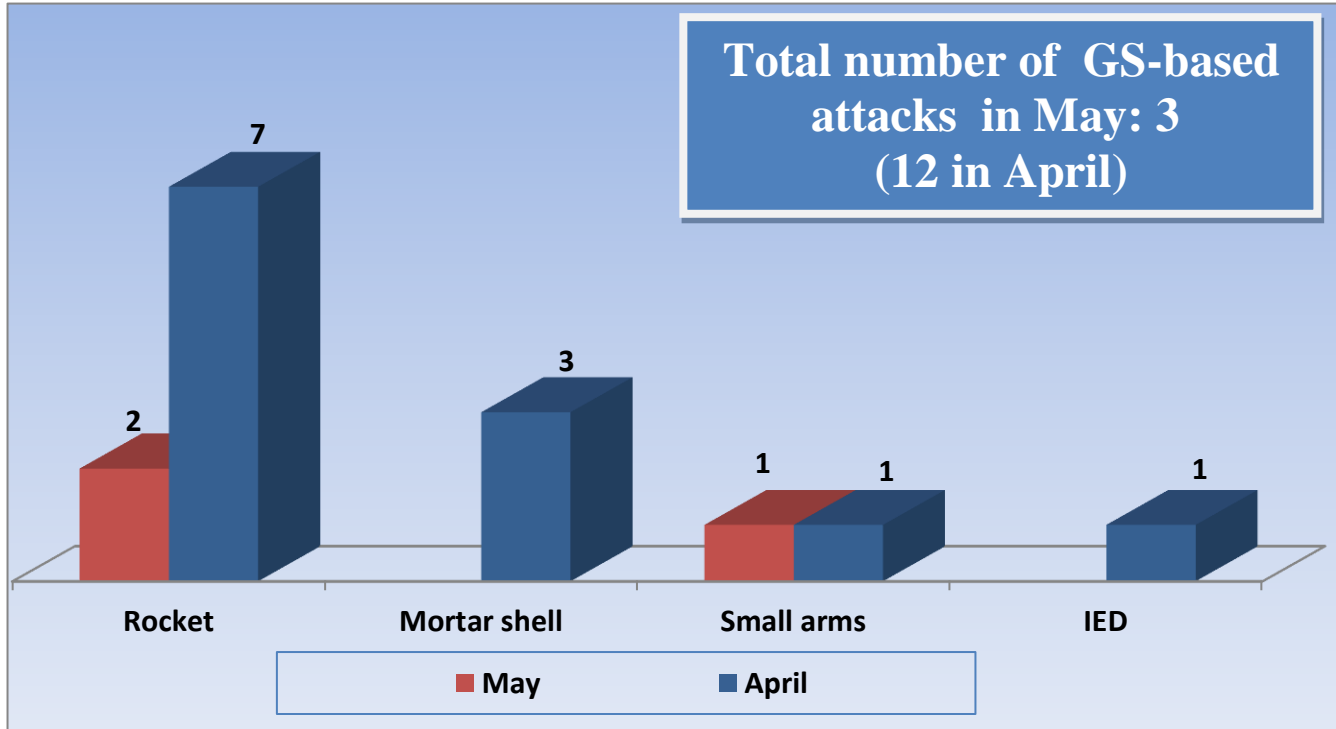
Following is a distribution of attacks in May 2013 according to regions:

**The Gaza Strip** – 3 attacks: 2 rocket launchings; 1 small arms shooting.

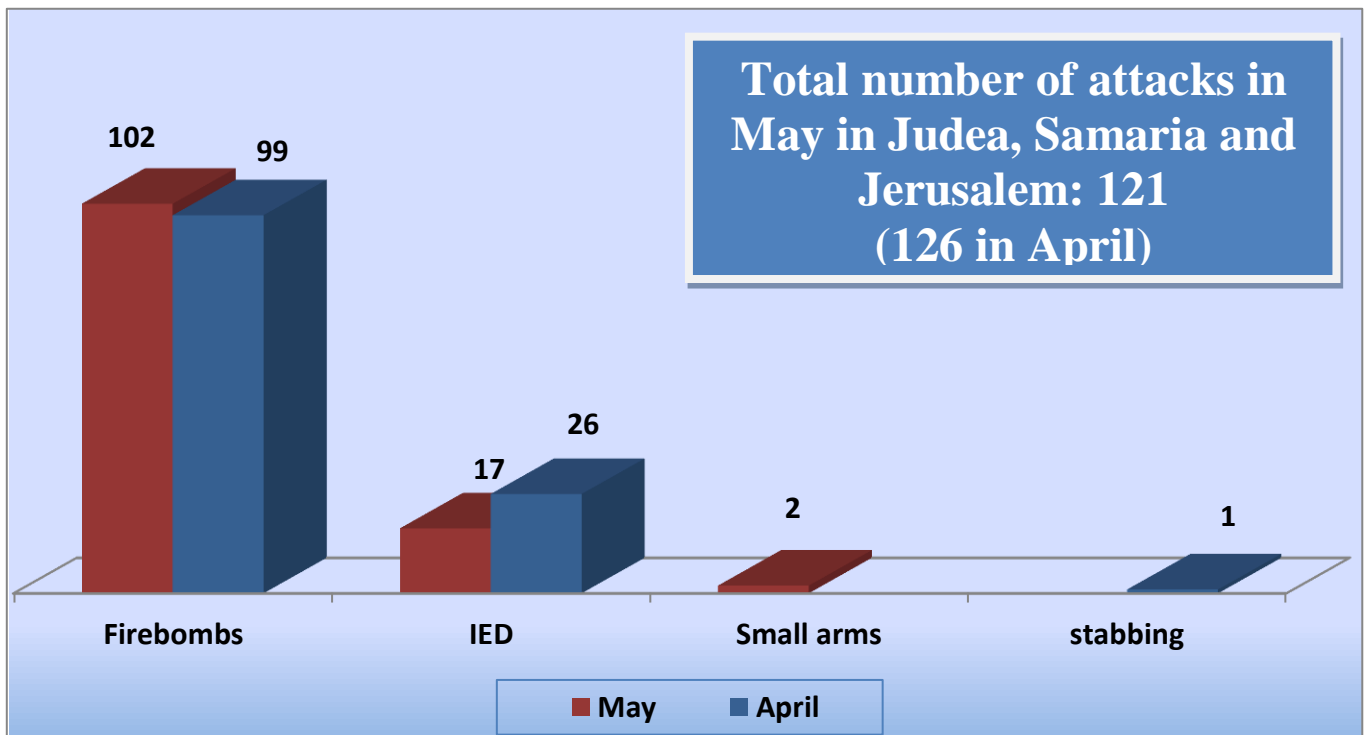
**Judea, Samaria and Jerusalem** – 121 attacks: 17 IED (5 in Jerusalem); 2 small arms shootings; 102 firebombs (33 in Jerusalem).

Below is a diagram showing distribution of attacks according to regions:

### Attacks from the Gaza Strip in May 2013 compared to April



### Attacks in the Judea, Samaria and Jerusalem in May 2013 compared to April

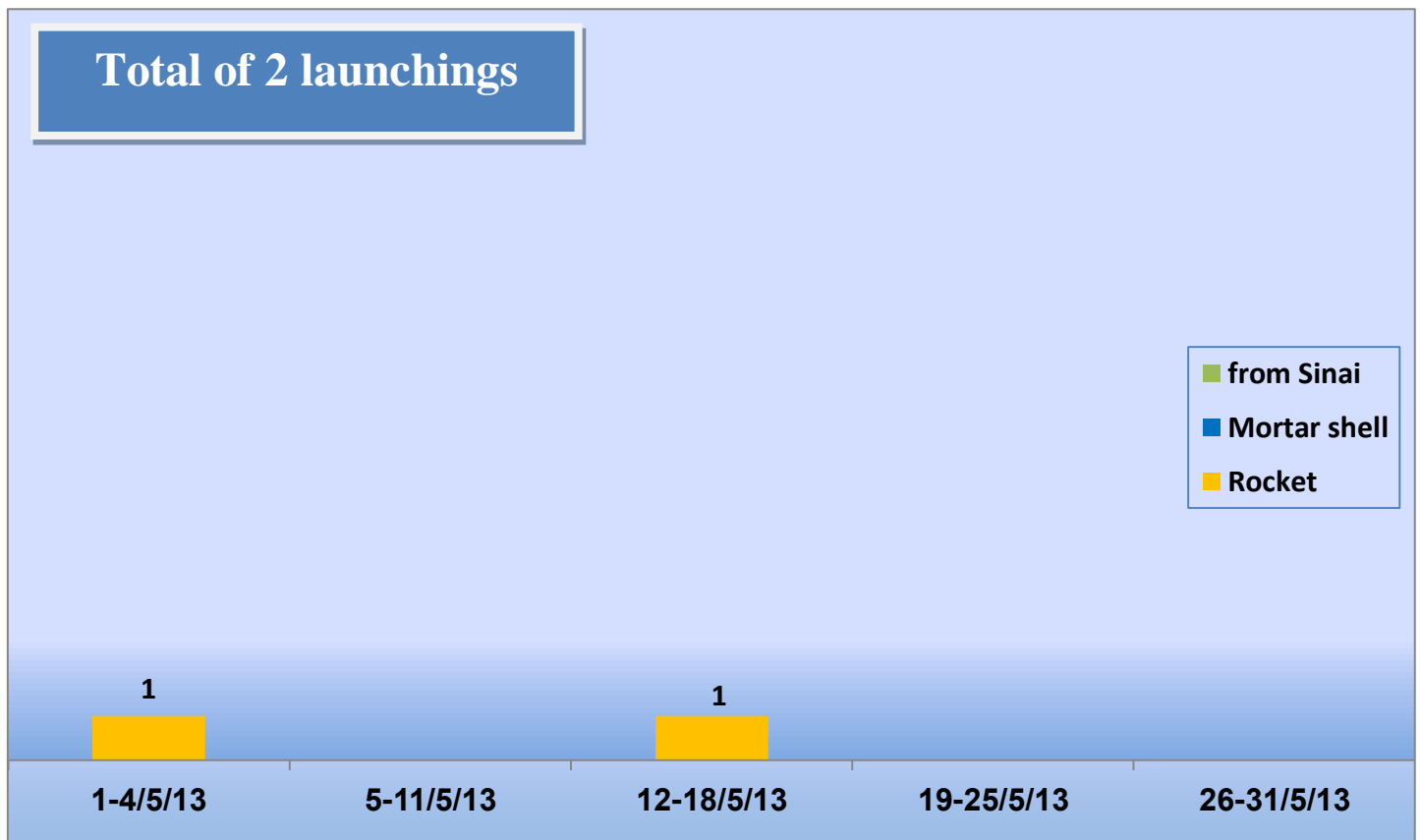


## High-trajectory launchings from Gaza Strip and Sinai

Throughout May 2013 2 rockets were launched\*\* towards Israel (in 2 attacks), as opposed to 17 rockets (2 from Sinai towards Eilat) and 5 mortar shell (in 13 attacks) in April.

**\*\*Clarification:** The number of launchings is the number of rockets/mortar shells actually launched during one high-trajectory fire attack. For example: one attack may include a salvo of three launchings, that is, three rockets/ mortar shells, and so it will be counted as one attack and three launchings.

### Rocket and mortar shell launchings\*\* throughout May 2013 in a weekly profile



### Rocket and mortar shell launchings\*\* compared to previous months

Total of 2	Total of 0	Total of 1	Total of 14	Total of 22	Total of 2
------------	------------	------------	-------------	-------------	------------

