



Monthly Summary – July 2013

July 2013 saw a **decline** in the number of terror attacks: **82 attacks** as opposed to 103 in June.

The main decline is noted in **Judea, Samaria and Jerusalem: 50 attacks** were carried out in Judea and Samaria as opposed to 60 in June; in Jerusalem **26 attacks** were executed in July as opposed to 39 in June.

On the other hand, a slight increase in the number of attacks is noted in the Gaza Strip: 5 attacks as opposed to 4 in June. In addition, a rocket attack was executed from Sinai: **two rockets were launched against Eilat.**

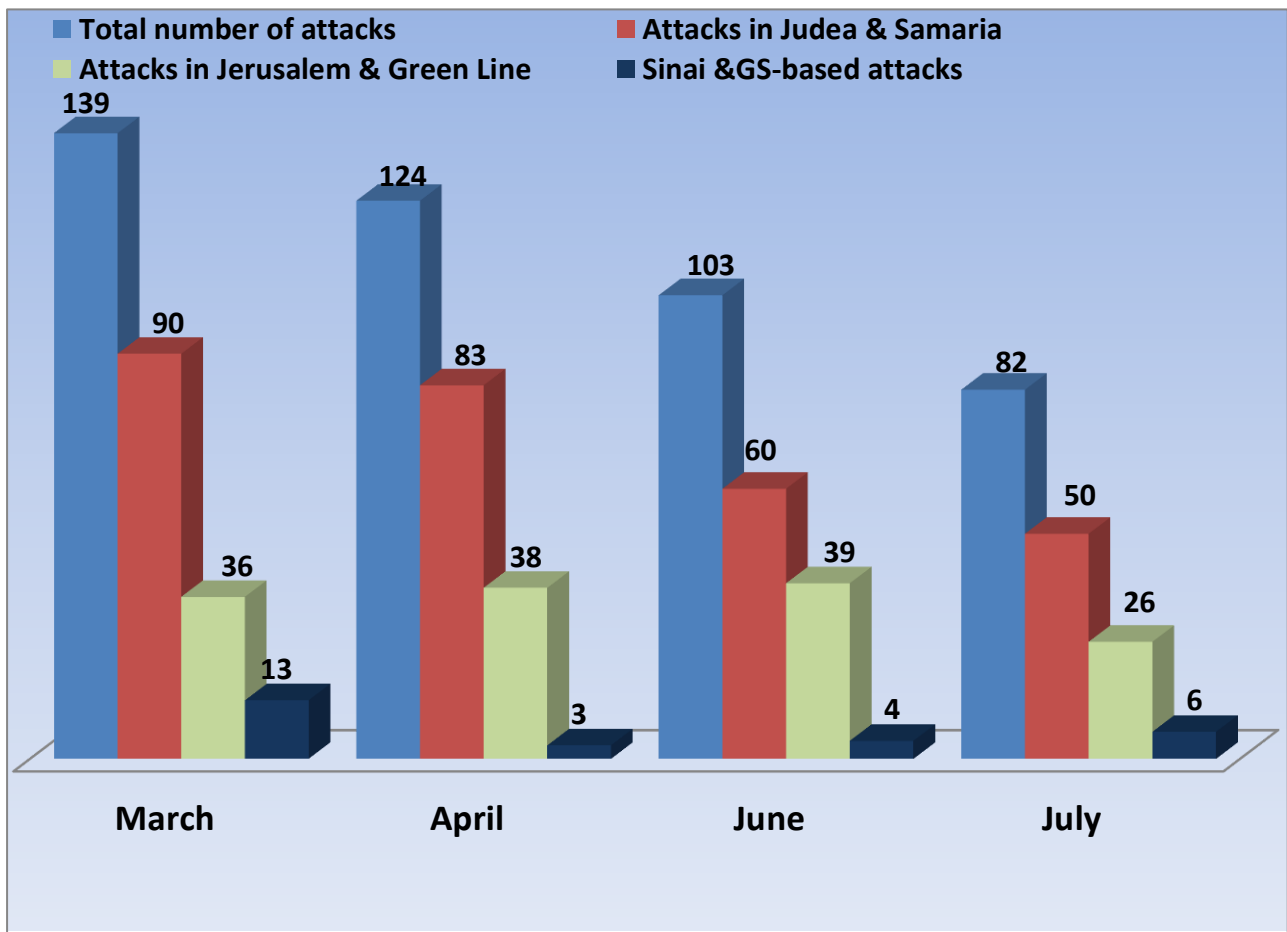
One Israeli was moderately wounded as a result of a stabbing attack (July 16) near Nablus Gate, Jerusalem.

Data regarding terror attacks in July 2013

Following is a regional distribution of attacks: 5 attack from the Gaza Strip (4 in June); 50 attacks in the Judea and Samaria (60 in June); 26 attacks in Jerusalem (39 in June); 1 attack from Sinai.

Jerusalem and the Judea and Samaria area: Most attacks executed in July (60 out of 76) **were in the form of firebombs** (June: 88 out of 99).

Below is a diagram showing the distribution of attacks compared to previous months:



Distribution of attacks according to regions and pattern profile:

Following is a distribution of attacks in July 2013 according to regions:

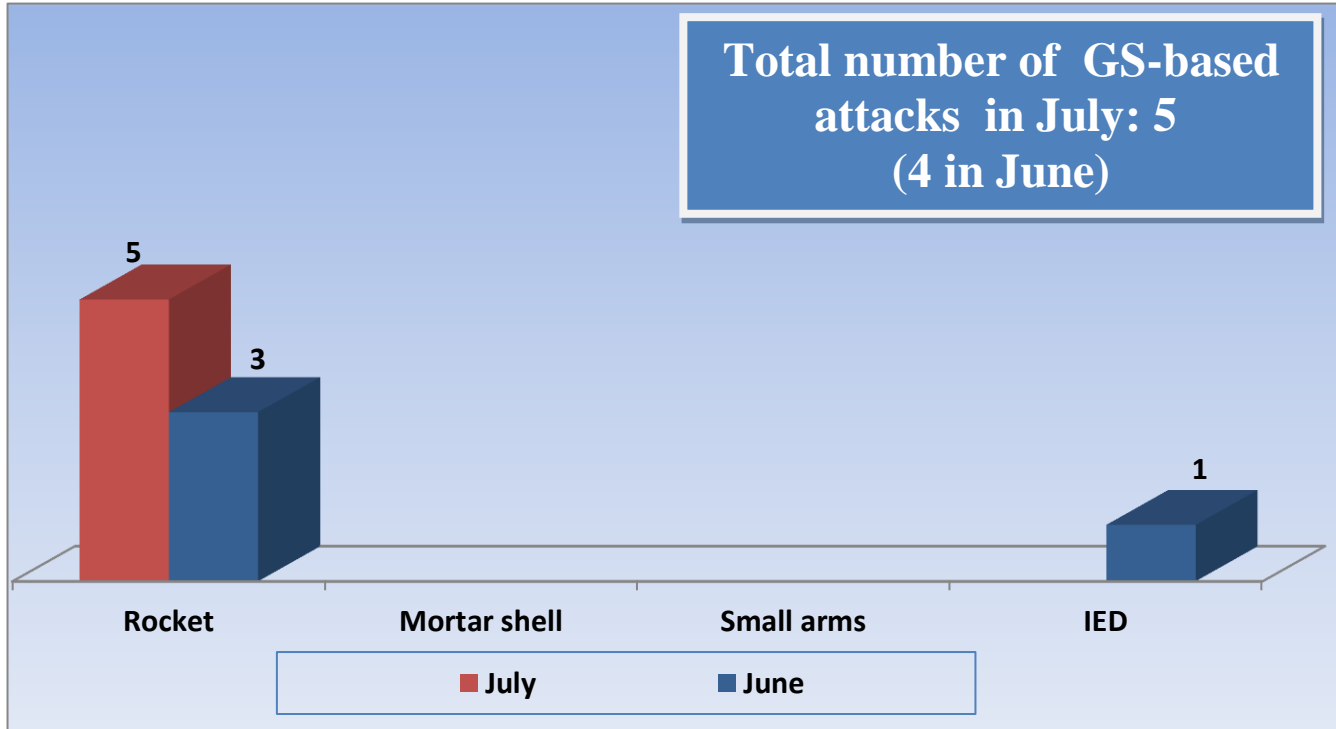
The Gaza Strip – 5 attacks: 5 rocket launchings.

Judea, Samaria and Jerusalem – 76 attacks: 11 IED (7 in Jerusalem); 4 small arms shootings; 1 stabbing (in Jerusalem); 60 firebombs (18 in Jerusalem).

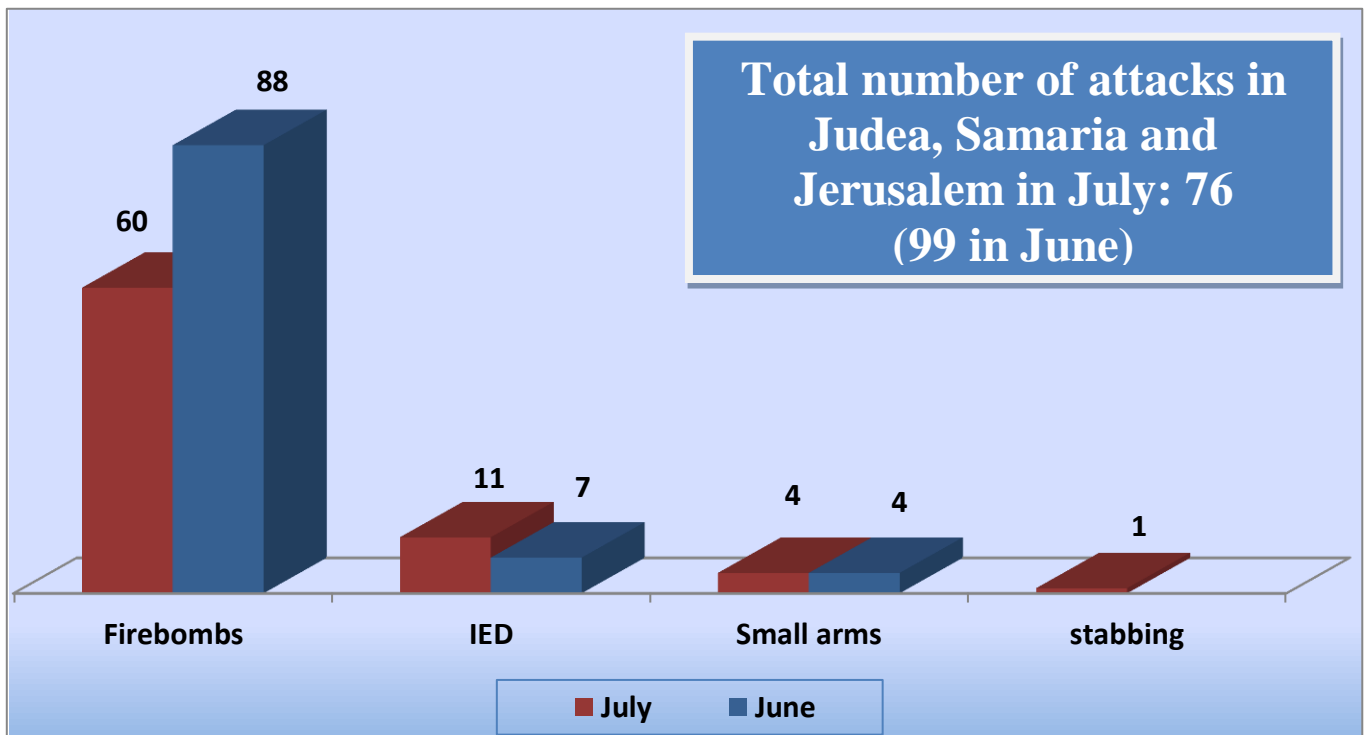
Sinai – 1 attack: 2 rocket launchings.

Below is a diagram showing distribution of attacks according to regions:

Attacks from the Gaza Strip in July 2013 compared to June



Attacks in the Judea, Samaria and Jerusalem in July 2013 compared to June




High-trajectory launchings from Gaza Strip and Sinai

Throughout July 2013 7 rockets were launched** towards Israel (in 6 attacks): 5 from the Gaza Strip, and 2 from Sinai toward Eilat. Compared to June: 5 rocket launchings (in 3 attacks).

****Clarification:** The number of launchings is the number of rockets/mortar shells actually launched during one high-trajectory fire attack. For example: one attack may include a salvo of three launchings, that is, three rockets/ mortar shells, and so it will be counted as one attack and three launchings.

Rocket and mortar shell launchings** throughout July 2013 in a weekly profile



Rocket and mortar shell launchings** compared to previous months

