



Monthly Summary – March 2009

Throughout March, 124 terror attacks were executed, as compared with 132 attacks in February. Two Israelis were killed and 6 were injured. Following are details of the prominent attacks:

- Shooting attack near Masuah in the Jordan Valley, where **two policemen were killed**.
- Running-over attack in Jerusalem in which **two Israelis were injured**.
- Stabbing attack in Beer Sheva where **an Israeli was injured**.
- Explosive vehicle in Haifa – no casualties.

Data regarding fatalities in terror attacks

During March **two Israeli citizens were killed** (2 policemen in a shooting attack from an ambush near Masuah in the Jordan Valley), and 6 were wounded. Out of which 5 are security personnel and one civilian.

Distribution of casualties: 2 in a running over attack in Jerusalem (March 5); 1 in a stabbing attack in Beer Sheva (March 10); 1 in launching of a mortar shell in the area surrounding the Gaza Strip (March 31); and 2, a soldier and a civilian in throwing of a Molotov cocktail and throwing of stones/objects in Samaria (March 11 and 29, respectively).

Monthly distribution of attacks by region and pattern profile

Throughout March, 124 attacks were executed, compared to 132 in February. The Gaza Strip leads in greatest number of attacks (72 attacks) most of them in the form of high-trajectory shooting.

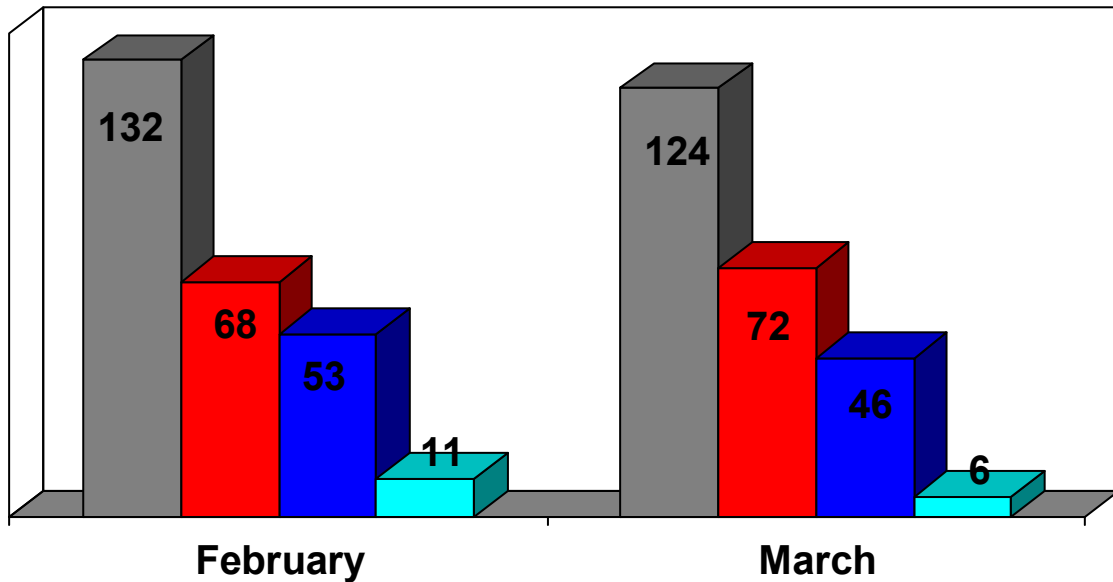
In the West Bank there were mostly incidents of violent "popular resistance". Following are details of the attacks:

The Gaza Strip – 72 attacks (compared to 68 last month): 42 rocket launchings; 21 mortar launchings; 5 shooting attacks; 3 AT firings; 1 explosive charge.

The West Bank – 46 attacks (compared to 53 last month): 1 explosive charge; 1 shooting attack; 1 stone/object throwing; 43 Molotov cocktail throwing.

Jerusalem and within the Green Line – 6 attacks of which 4 in Jerusalem: running-over attack and 3 Molotov-cocktail throwing, stabbing attack in Beer Sheva; explosive vehicle attack in Haifa. Two Molotov cocktail throwing attacks within the Green Line.

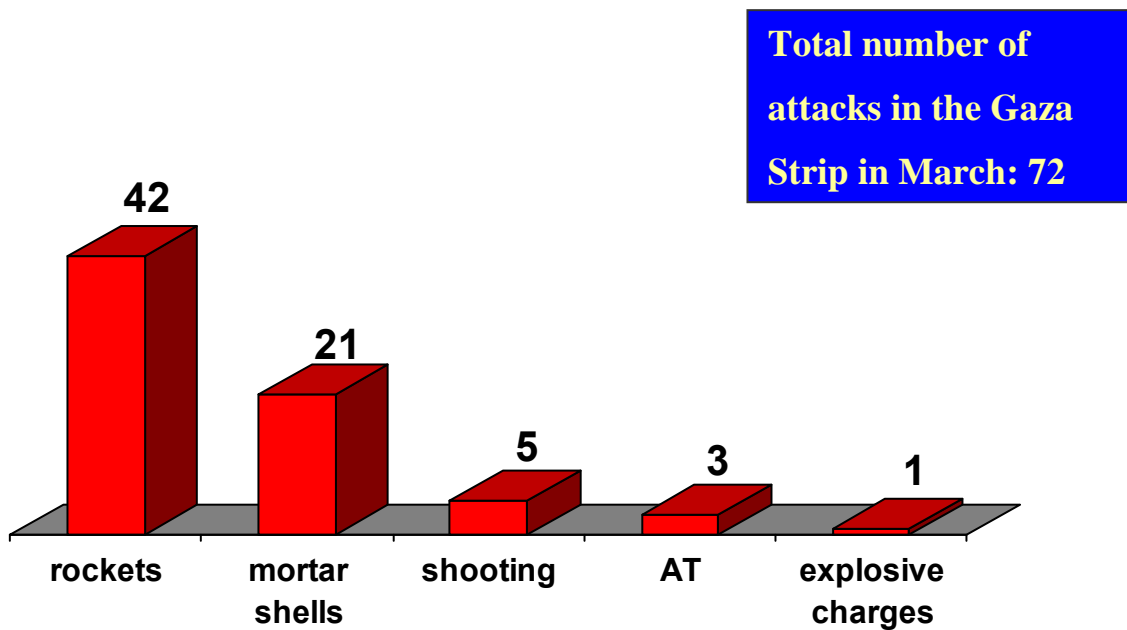
Below is a diagram comparing distributions of attacks between March and February 2009:



■ Total number of attacks ■ Gaza Strip attacks ■ West bank attacks ■ Jerusalem and Green Line attacks

Below is a diagram showing distribution of attacks according to areas:

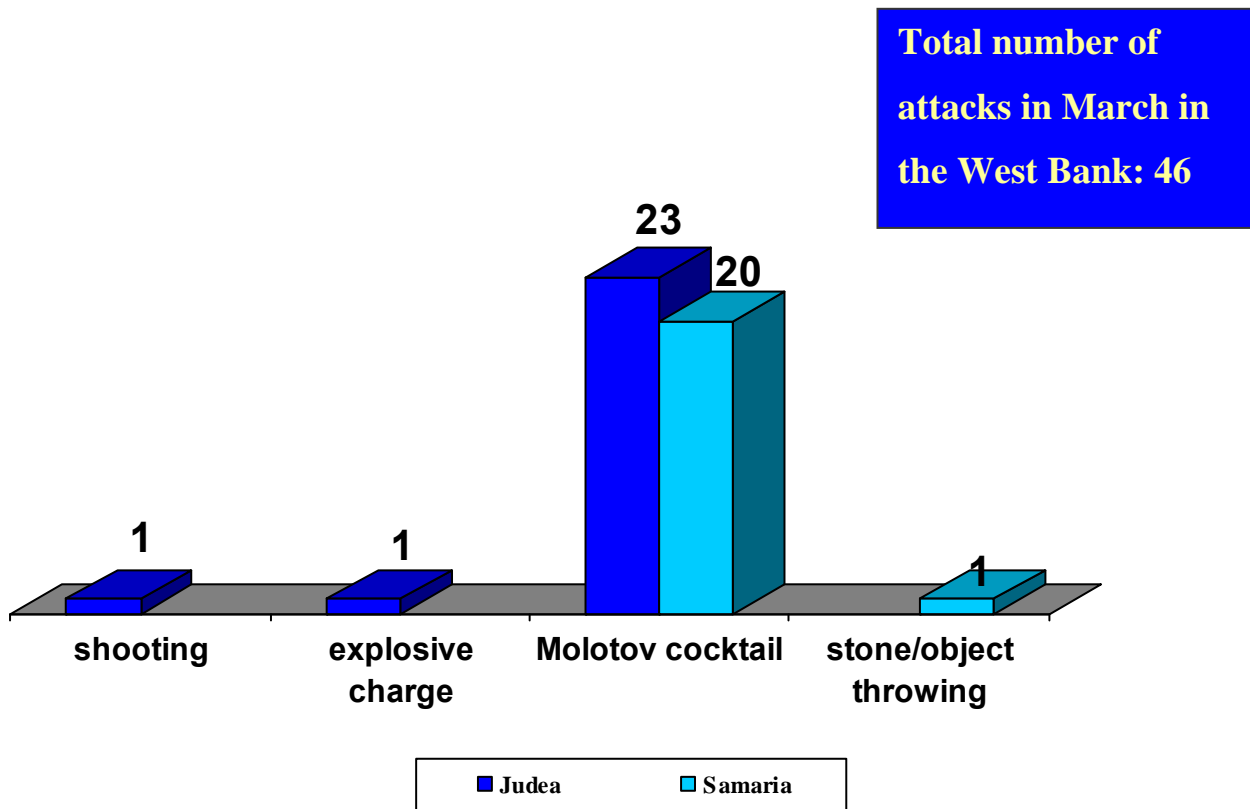
Attacks in the Gaza Strip





Israel Security Agency
Monthly Summary – March 2009

Attacks in Judea and Samaria



Attacks in Jerusalem and the Green Line



High trajectory shooting from the Gaza Strip

During March 2009 50 rockets were launched towards Israel (in 42 attacks) and 23 mortar shells (in 21 attacks).

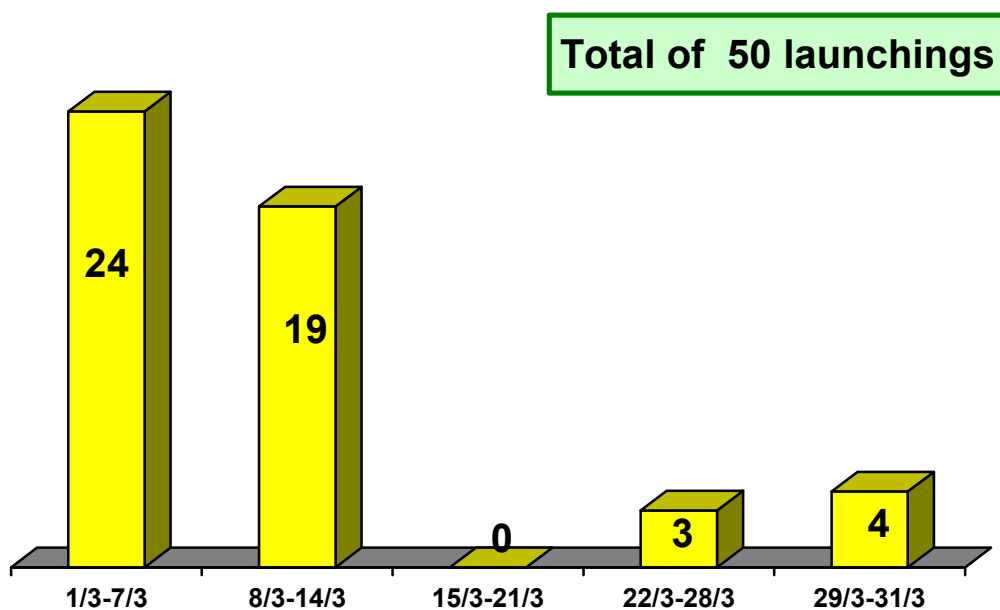
Compared to last month, there is a marked decrease in mortar launchings (23 compared to 39 launchings last month).

As for the rocket launchings the number of attacks/launchings is similar to that of last month (50 launches compared with 49 last month, in 42 attacks, compared to 43 last month).

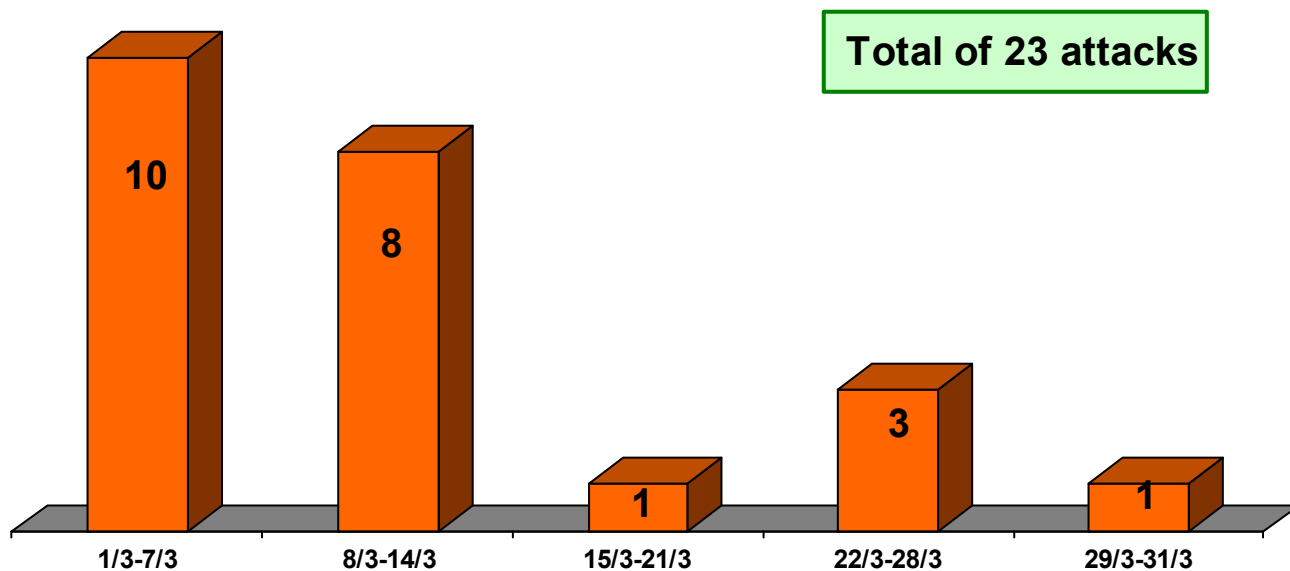
***Clarification:* The number of launchings is the number of rockets/mortar shells actually launched during one high-trajectory fire attack. For example: one attack may include a salvo of three launchings, that is, three rockets/mortar shells were launched, and so will be counted as one attack and three launchings.

Below is a diagram of rocket and mortar shell launchings in March according to weeks:

Rocket launchings in March according to weeks:



Mortar shell launchings in March according to weeks:



Rocket and mortar shells launchings: comparison

