



## Monthly Summary – February 2010

In February a decrease was noted in the number of attacks compared to January: 53 attacks as opposed to 80 attacks; the number of attacks this month is similar to the number in December 2009 (51 attacks).

The decrease was noted in the Gaza Strip (13 attacks as opposed to 32 in January) and Jerusalem (3 attacks as opposed to 11 in January).

In February one IDF soldier was killed in a stabbing attack in Samaria (Feb. 10); another soldier was injured as a result of an explosive device attack near the Gaza Strip (Feb. 18).

### Data regarding casualties in terrorist attacks

In February, one IDF soldier was killed and another was injured in the following attacks:

- February 10 – Stabbing attack in Samaria resulting in the killing of one soldier.
- February 18 – an explosive device attack in the Seam Line near the Gaza Strip resulting in the injury of one soldier.

### Data regarding terrorist attacks in February 2010

February demonstrates a decrease in the number of attacks as opposed to January: 53 attacks as opposed to 80 in January 2010. The number of attacks this month is similar to the number in December 2009 (51 attacks). The decrease is prominent in the Gaza Strip and Jerusalem.

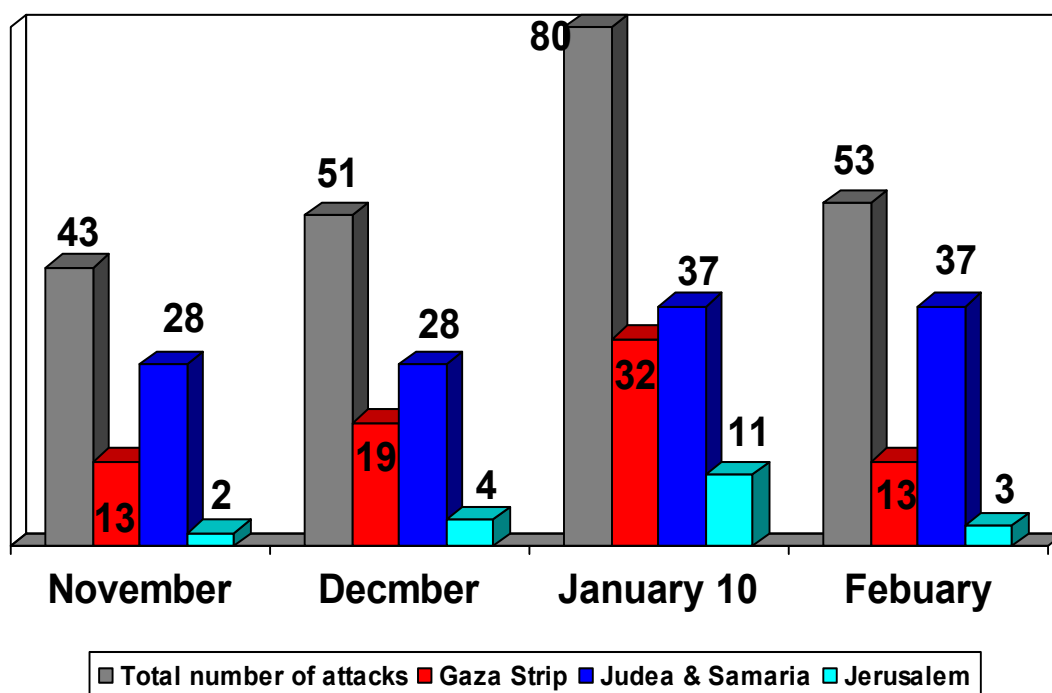


**Israeli Security Agency**  
Monthly Summary – February 2010

**Distribution of attacks according to regions: 37 attacks in Judea and Samaria (similar to the number in January); 13 attacks in the Gaza Strip (as opposed to 32 in January), and 3 attacks in the Jerusalem area (11 in January).**

**Judea, Samaria and Jerusalem – similar to January 2010, this month most attacks (36 out of 40) were in the form of Molotov cocktail throwing (in January: 38 out of 48).**

**Below is a diagram showing distribution of attacks compared to previous months:**



**Monthly distribution of attacks by region and pattern profile:**

**Following is a distribution of attacks in February according to regions:**

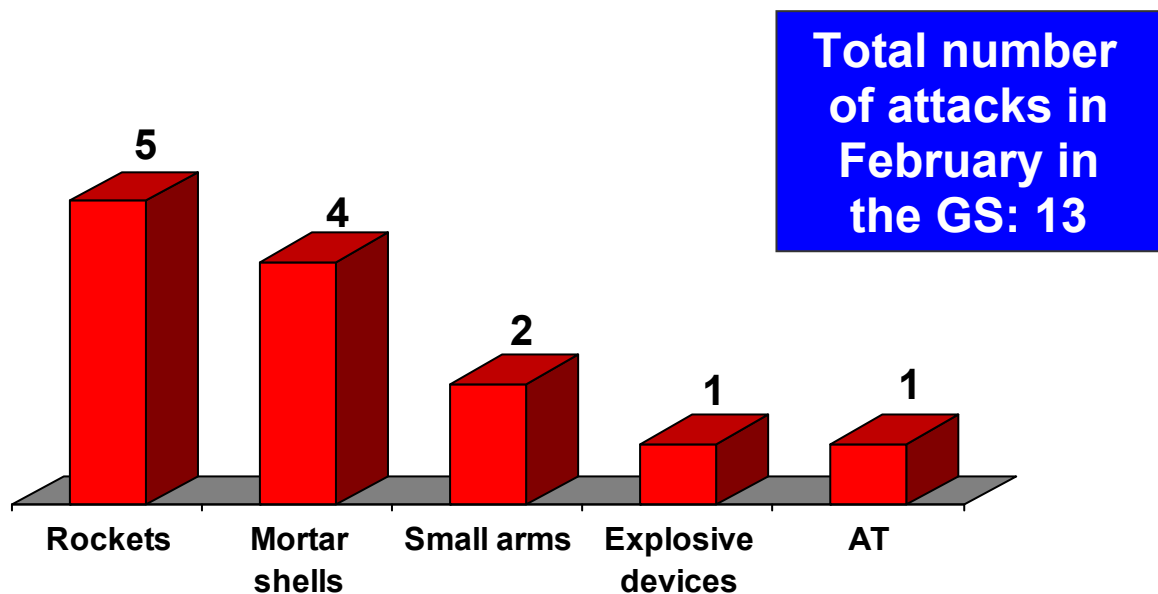
**The Gaza Strip – 13 attacks (as opposed to 32 last month): 5 rocket launchings, 4 mortar shell launchings, 1 explosive device, 2 small arms shootings and 1 AT shootings.**



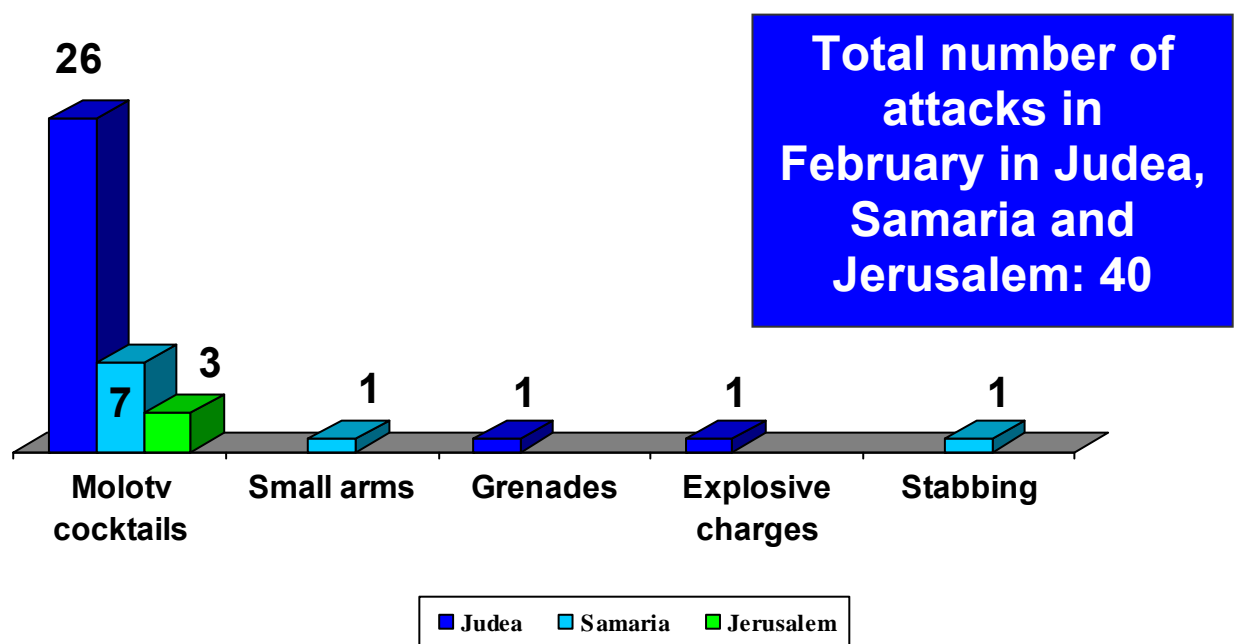
**Judea, Samaria and Jerusalem – 40 attacks (as opposed to 48 last month): 1 explosive device, 1 grenade throwing, 1 small arms shooting, 1 stabbing and 36 Molotov cocktail throwings (3 of them in Jerusalem).**

Below is a diagram showing distribution of attacks according to regions:

**Attacks in the Gaza Strip in February 2010**



**Attacks in Judea, Samaria and Jerusalem in February 2010**





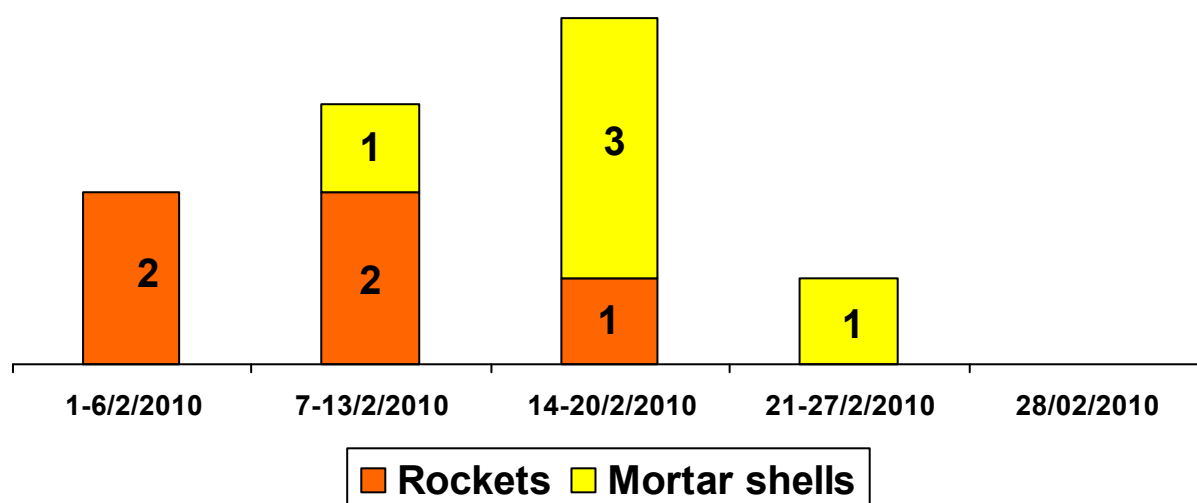
## High-trajectory launchings from the Gaza Strip

Throughout February 2010, 5 rockets and 5 mortar shells were launched\*\* towards Israel (in 9 attacks) as opposed to 13 rockets and 28 mortar shell launchings in January (in 26 attacks).

**\*\*Clarification:** The number of launchings is the number of rockets/mortar shells actually launched during one high-trajectory fire attack. For example: one attack may include a salvo of three launchings, that is, three rockets/mortar shells, and so it will be counted as one attack and three launchings.

### Rocket and mortar shell launchings\*\* throughout February according to weeks

Total of 10 launchings



Rocket and mortar shell launchings\*\* compared to previous months

